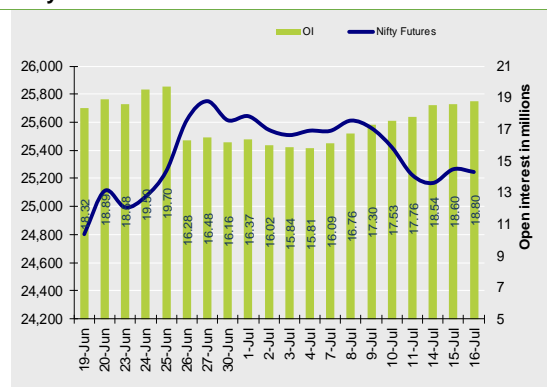


Nifty Snapshot

	Close	Prv Cl.	Ab chg	% chg
Spot	25,212.05	25,195.80	16.25	0.06
Futures	25,245.80	25,265.60	-19.80	-0.08
OI(ml shr)	18.80	18.60	0.20	1.05
Vol (lots)	50866	60314	-9448	-15.66
COC	33.75	69.80	-36.05	-51.6
PCR-OI	0.92	0.88	0.04	4.6

Nifty Futures Price v/s OI



Institutional Activity in previous trading session

(in Rs cr.)	Buy	Sell	Net
Index Futures	1957.17	2648.13	-690.96
Index Options	826286.28	826165.28	121.00
Stock Futures	17904.48	21519.39	-3614.91
Stock Options	23032.27	22924.87	107.40
FII Cash	11,002.49	12,860.64	-1,858.15
DII Cash	12,786.44	11,562.89	1,223.55

Net FII Activity (in Rs cr.)

Date	Idx Fut	Stk Fut	Idx Opt	Cash
16-Jul	-691.0	-3614.9	121.0	-1858
15-Jul	-153.3	117.8	4337.4	120
14-Jul	-3277.8	-262.4	-9963.8	-1614
11-Jul	-3537.8	-1665.1	-3242.3	-5104
10-Jul	-1833.9	-3851.0	6765.6	221
9-Jul	-991.4	-558.3	-3286.5	77

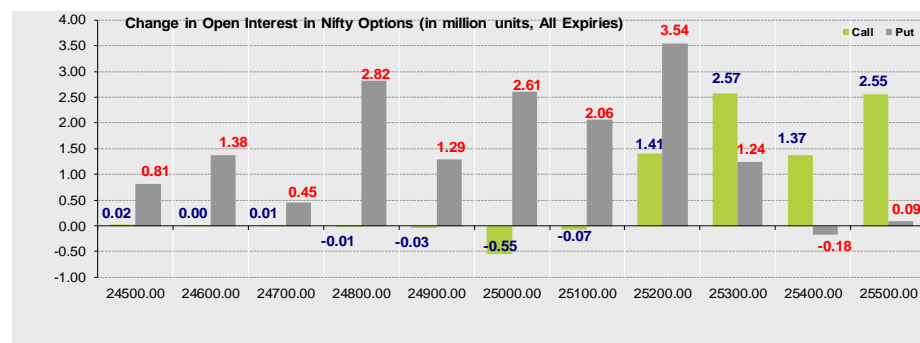
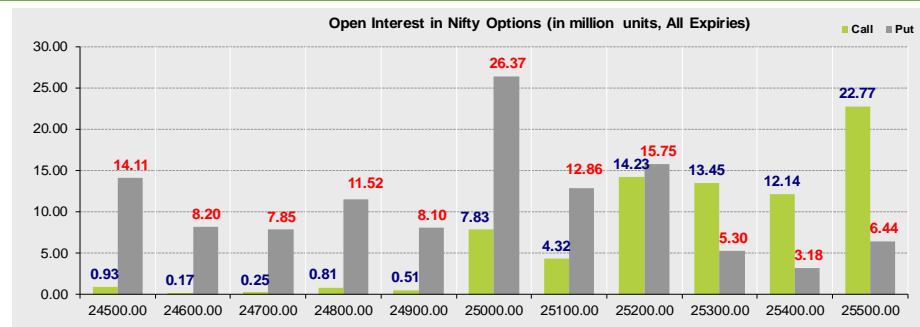
Technical Pivot (Intraday):

	S2	S1	PIVOT	R1	R2
NIFTY	25105	25175	25235	25305	25360
BANKNIFTY	56940	57105	57220	57385	57500

Summary

- Indian markets closed on a flat note where buying was mainly seen in IT, Automobiles & FMCG Sectors. Nifty Jul Futures closed at 25245.80 (down 19.80 points) at a premium of 33.75 pts to spot.
- FII's were net sellers in Cash to the tune of 1858.15 Cr and were net sellers in index futures to the tune of 690.96 Cr.
- India VIX decreased by 2.09% to close at 11.24 touching an intraday high of 11.67.

Open Interest in Nifty Options:



- The above second chart shows previous trading day's change in Nifty options where Addition in OI were seen in 25500, 25400, 25300, 25200 strike Calls and at 24900, 25000, 25100, 25200 strike Puts indicating market is likely to remain range bound in the near term.
- Highest OI build-up is seen at 25500 strike Calls and 25000 strike Puts, to the tune of 22.77mn and 26.37mn respectively.

Outlook on Nifty:

Index is likely to open on a flat note today and is likely to remain range bound during the day.

(Price is in Rs; OI is in million units; Price chg and OI chg are in percentage) **NB RESEARCH**

Fresh Longs seen in:

Scrip	Price	Price chg	OI	OI Chg
PGEL	832.0	2.4	5.7	16.0
ANGELONE	2702.3	1.2	3.7	15.2
INDIANB	644.1	1.2	6.9	8.3

Short Covering seen in:

Scrip	Price	Price chg	OI	OI Chg
GRANULES	499.5	1.4	12.8	-5.3
BANKINDIA	118.1	1.8	70.8	-4.2
DABUR	523.4	0.1	18.9	-4.1

Fresh Shorts seen in:

Scrip	Price	Price chg	OI	OI Chg
AMBER	7629.0	-3.1	0.3	12.0
ICICIGI	1974.9	-1.5	5.8	8.3
ABB	5561.5	-0.9	2.9	7.5

Long Unwinding seen in:

Scrip	Price	Price chg	OI	OI Chg
KEI	3895.9	-0.3	1.2	-5.3
GLENMARK	2210.7	-0.8	9.2	-5.0
BALKRISIND	2659.1	-0.9	1.6	-4.9

NIFTY50 Options OI (CE OI = Resistance) (PE OI = Support)

Symbol	Highest CE OI	Highest PE OI	CMP
ADANIENT	2700	2700	2618
ADANIPTS	1500	1400	1462
APOLLOHOSP	7600	7000	7363
ASIANPAINT	2500	2300	2413
AXISBANK	1200	1200	1170
BAJAJ-AUTO	9000	8000	8333
BAJFINANCE	1000	900	925
BAJAJFINSV	2100	1980	2039
BEL	430	400	408
BHARTIARTL	2000	1900	1923
CIPLA	1600	1340	1478
COALINDIA	400	400	386
DRREDDY	1300	1100	1261
EICHERMOT	5800	5800	5633
ETERNAL	290	250	263
GRASIM	2820	2800	2773
HCLTECH	1600	1560	1557
HDFCBANK	2020	2000	1991
HDFCLIFE	820	760	759
HEROMOTOCO	4500	4300	4362
HINDALCO	700	670	667
HINDUNILVR	2560	2400	2522
ICICIBANK	1500	1400	1431
ITC	420	420	425
INDUSINDBK	900	850	881

NIFTY50 Options OI (CE OI = Resistance) (PE OI = Support)

Symbol	Highest CE OI	Highest PE OI	CMP
INFY	1600	1600	1613
JSWSTEEL	1180	1000	1031
JIOFIN	330	300	321
KOTAKBANK	2200	2100	2179
LT	3700	3500	3513
M&M	3200	3200	3208
MARUTI	12800	12600	12596
NTPC	345	345	343
NESTLEIND	2500	2300	2470
ONGC	250	240	243
POWERGRID	300	300	298
RELIANCE	1550	1500	1489
SBILIFE	1860	1820	1834
SHRIRAMFIN	700	700	671
SBIN	820	820	834
SUNPHARMA	1720	1700	1706
TCS	3500	3200	3244
TATACONSUM	1230	980	1085
TATAMOTORS	700	680	682
TATASTEEL	170	160	158
TECHM	1670	1600	1611
TITAN	3500	3400	3422
TRENT	6000	5500	5403
ULTRACEMCO	13000	11000	12419
WIPRO	270	250	260

OI against MWPL				
Symbol	MWPL	Open Interest	Limit for next day	% OI
ANGELONE	11638502	12429750	Ban	107%
HINDCOPPER	65482129	58533200	Ban	89%
ABFRL	121580965	108121000	7380916	89%
BANDHANBNK	193371109	170794800	12907753	88%
GLENMARK	30111043	23840250	4765240	79%
TITAGARH	16037381	12658500	2577011	79%
RBLBANK	121575211	95815150	19681300	79%
NMDC	689383367	538785000	116129198	78%
MCX	10180563	7854250	1817284	77%
LAURUSLABS	78058155	58967900	15187347	76%
PATANJALI	22129978	16187400	4836079	73%
LICHSGFIN	60244101	43497000	13734895	72%
BSE	63536556	44658750	15700978	70%
BSOFT	32988281	22956700	8382166	70%
HFCL	189248684	130412550	49373699	69%
SAIL	289148547	198034500	76656619	68%
LTF	168467595	115333776	44710439	68%
HUDCO	100095000	67207725	27882525	67%
NATIONALUM	178967755	119823750	50195617	67%
CDSL	35530000	23745725	10007775	67%
CHAMBLFERT	31728204	20689100	9452693	65%
BIOCON	121306033	79097500	36143231	65%
BOSCHLTD	1737683	1127250	523548	65%
TATATECH	36328758	23563200	10949120	65%
GRANULES	29668038	19070500	9114136	64%
IREDA	158681547	101574900	49172569	64%
PNB	687763516	436456000	216919340	63%
TATACHEM	31601465	19813950	10207441	63%
PEL	24011656	14781750	8029323	62%
AARTIIND	41876170	25262450	14519911	60%
TATAELXSI	6987041	4169100	2468588	60%
INOXWIND	134884086	78154650	49985231	58%
SBICARD	59744408	34406400	22350787	58%

[illegible]

Derivative Recommendations:

Stock Name	Call (Buy/Sell)	Entry price	Targets	Stop Loss	Duration	Status
ULTRACEMCO (Bull Call spread)	Strategy	260	640	200	Positional	Open
MOTHERSON 160CE	Buy	3.4	7	1.5	1-2 Days	Open

FROM THE EQUITY DERIVATIVE DESK:

NIRAV HARISH CHHEDA
AVP - DERIVATIVES AND TECHNICAL RESEARCH
E-Mail: nirav.chheda@nirmalbang.com
Tel no: 6273-8199/8000

AMIT BHUPTANI
SNR.DERIVATIVES AND TECHNICAL RESEARCH ANALYST
E-Mail: amit.bhuptani@nirmalbang.com
Tel no: 6273-8242/8000

DISCLOSURES

Research Reports that are published by Nirmal Bang Securities Private Limited (hereinafter referred to as "NBSPL") are for private circulation only. NBSPL is a registered Research Analyst under SEBI (Research Analyst) Regulations, 2014 having Registration no. INH000001766. NBSPL is also a registered Stock Broker with National Stock Exchange of India Limited, BSE Limited, Metropolitan Stock Exchange of India Limited, Multi Commodity Exchange of India Limited, National Commodity and Derivative Exchange Limited and Indian Commodity Exchange Limited in cash and Equity and Commodities derivatives segments.

NBSPL has other business divisions with independent research teams separated by Chinese walls, and therefore may, at times, have different or contrary views on stocks and markets.

NBSPL or its associates have not been debarred / suspended by SEBI or any other regulatory authority for accessing / dealing in securities Market. NBSPL, its associates or analyst or his relatives do not hold any financial interest (Except Investment) in the subject company. NBSPL or its associates or Analyst do not have any conflict or material conflict of interest at the time of publication of the research report with the subject company. NBSPL or its associates or Analyst or his relatives may or may not hold beneficial ownership of 1% or more in the subject company at the end of the month immediately preceding the date of publication of this research report.

NBSPL or its associates / analyst has not received any compensation / managed or co-managed public offering of securities of the company covered by Analyst during the past twelve months. NBSPL or its associates have not received any compensation or other benefits from the company covered by Analyst or third party in connection with the research report. Analyst has not served as an officer, director or employee of Subject Company. NBSPL / analyst has not been engaged in market making activity of the subject company.

Analyst Certification: The research analysts and authors of these reports, hereby certify that the views expressed in this research report accurately reflects my/our personal views about the subject securities, issuers, products, sectors or industries. It is also certified that no part of the compensation of the analyst(s) was, is, or will be directly or indirectly related to the inclusion of specific recommendations or views in this research. The analyst(s) principally responsible for the preparation of this research report and has taken reasonable care to achieve and maintain independence and objectivity in making any recommendations.

DISCLAIMER

This report is for the personal information of the authorized recipient and does not construe to be any investment, legal or taxation advice to you. NBSPL is not soliciting any action based upon it. Nothing in this research shall be construed as a solicitation to buy or sell any security or product, or to engage in or refrain from engaging in any such transaction. In preparing this research, we did not take into account the investment objectives, financial situation and particular needs of the reader.

This research has been prepared for the general use of the clients of NBSPL and must not be copied, either in whole or in part, or distributed or redistributed to any other person in any form. If you are not the intended recipient you must not use or disclose the information in this research in any way. Though disseminated to all the customers simultaneously, not all customers may receive this report at the same time. NBSPL will not treat recipients as customers by virtue of their receiving this report. This report is not directed or intended for distribution to or use by any person or entity resident in a state, country or any jurisdiction, where such distribution, publication, availability or use would be contrary to law, regulation or which would subject NBSPL & its group companies to registration or licensing requirements within such jurisdictions.

The report is based on the information obtained from sources believed to be reliable, but we do not make any representation or warranty that it is accurate, complete or up-to-date and it should not be relied upon as such. We accept no obligation to correct or update the information or opinions in it. NBSPL or any of its affiliates or employees shall not be in any way responsible for any loss or damage that may arise to any person from any inadvertent error in the information contained in this report. NBSPL or any of its affiliates or employees do not provide, at any time, any express or implied warranty of any kind, regarding any matter pertaining to this report, including without limitation the implied warranties of merchantability, fitness for a particular purpose, and non-infringement. The recipients of this report should rely on their own investigations.

This information is subject to change without any prior notice. NBSPL reserves its absolute discretion and right to make or refrain from making modifications and alterations to this statement from time to time. Nevertheless, NBSPL is committed to providing independent and transparent recommendations to its clients, and would be happy to provide information in response to specific client queries.

Before making an investment decision on the basis of this research, the reader needs to consider, with or without the assistance of an adviser, whether the advice is appropriate in light of their particular investment needs, objectives and financial circumstances. There are risks involved in securities trading. The price of securities can and does fluctuate, and an individual security may even become valueless. International investors are reminded of the additional risks inherent in international investments, such as currency fluctuations and international stock market or economic conditions, which may adversely affect the value of the investment. Opinions expressed are subject to change without any notice. Neither the company nor the director or the employees of NBSPL accept any liability whatsoever for any direct, indirect, consequential or other loss arising from any use of this research and/or further communication in relation to this research. Here it may be noted that neither NBSPL, nor its directors, employees, agents or representatives shall be liable for any damages whether direct or indirect, incidental, special or consequential including lost revenue or lost profit that may arise from or in connection with the use of the information contained in this report.

Copyright of this document vests exclusively with NBSPL. Our reports are also available on our website www.nirmalbang.com